

T8 SERIES COMMERCIAL INDOOR LIGHTING

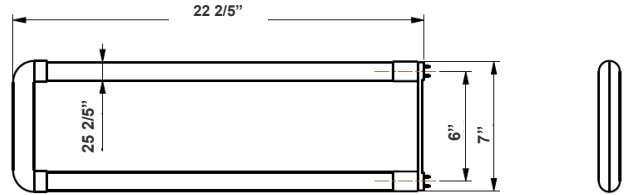
T8-EZ6-U2F-15W-MCT-GS-F
T8 U-Bend LED Tube (TypeA+B)
MCT Multi Color Temperature (Selectable)

Customer Name: _____

Project Name: _____

Note: _____

Type: _____



22 2/5"(L) X 7" (H)

Crystal Glass T8 Tube switches from fluorescent tubes to LED, giving more cost efficiency by providing the same amount of lumen output with less energy consumption. The LED tube offers a soft and bright light distribution.

Features

- Type A + B (Dual UL)
- Type A: With Existing Ballast - UL No. E366061
- Type B: Ballast Override (AC Direct), Connect One End or Both Ends (Dual Function) - UL No. E342884
- 3 in 1 : Type A+B T8 U-Bend Combines
- Double ended power input and Single Ended Power Input
- Ballast Compatible
- Frosted PC Lens

Technical Specifications

Electrical:

- Voltage: 120-277 V; 50/60Hz AC
- Power Factor: >0.90
- THD: <20%
- Wattage: 15W
- Efficacy: 133 LPW

Mechanical:

- Base Type: G13
- Glass Tube: With Shatter-Proof Film
- Ambient Operating Temperature: -13°F to 113°F
- IP Rating: IP20 (Indoor)

Lighting:

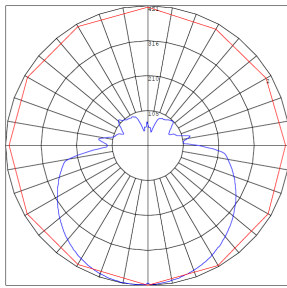
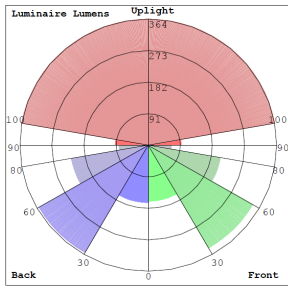
- MCT: The Switch Is On The End Of The Lamp
- No Mercury And Virtually No UV Emission.
- Total Lumens: 2000LM
- Color Temperatures: 3000K/4000K/5000K
- Color Rendering Index: CRI ≥ 80
- Beam Angle: 120°
- Rated life: 50,000 Hrs

Applications:

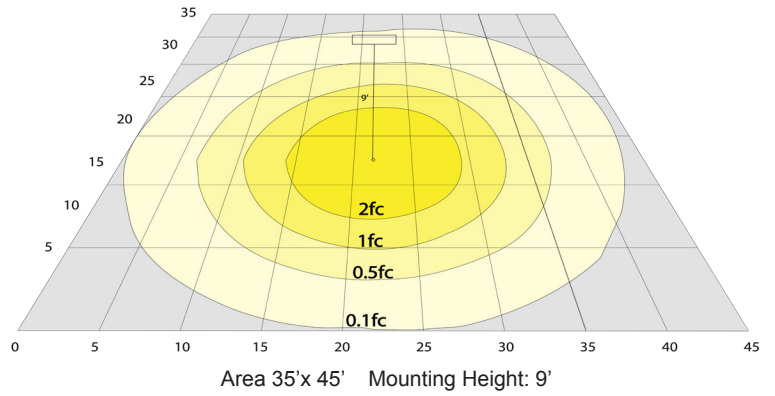
- Crystal Glass T8 Tube switches from fluorescent tubes to LED, giving more cost efficiency by providing the same amount of lumen output with less energy consumption. The LED tube offers a soft and bright light distribution.



Photometrics: T8-EZ6-U2F-15W-MCT-GS-F



BUG Rating: B1-U3-G1



Other Views:



Side View



Front View



Back View

Performance Table: T8-EZ6-U2F-15W-MCT-GS-F

MODEL NO.	Wattage	Voltage	Lumens	Color Temp.	BUG Rating	LPW
T8-EZ6-U2F-15W-MCT-GS-F	15W	120-277V	2000LM	30K/40K/50K	B1-U3-G1	133

Sample Ordering

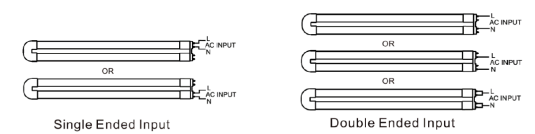
Model	Material	Watt	Color Temp.	Lens Type	
T8	EZ6	U2F	15W	MCT	F

WIRING DIAGRAM:

TYPE A(Ballast compatible) - Assembly introduction:



TYPE B(AC directly, double end OR single end ballast bypass) - Assembly introduction:



Other Models: T8-EZ6-U2F-15W-50K-C (Clear Model)



Side View



Front View



Back View